



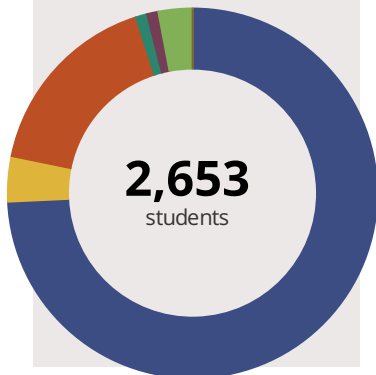
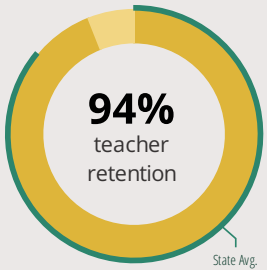
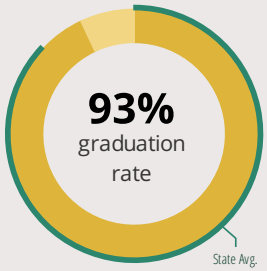
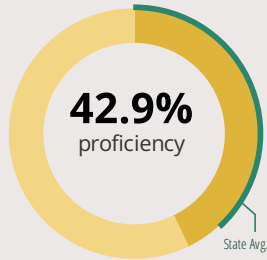
MINOOKA COMMUNITY HIGH SCHOOL

301 S WABENA AVE MINOOKA, IL 60447 9466 (815) 467-2140

Grades: 9-12
District: MINOOKA CHSD 111

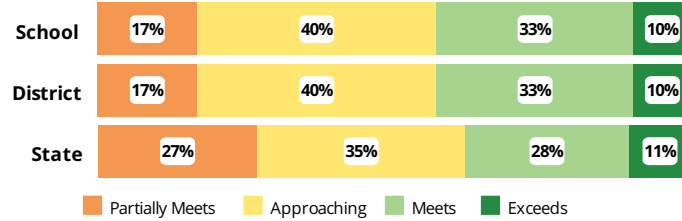
Principal: Mr. Ronald Kiesewetter
Superintendent: Dr. Kenneth Lee

FAST FACTS



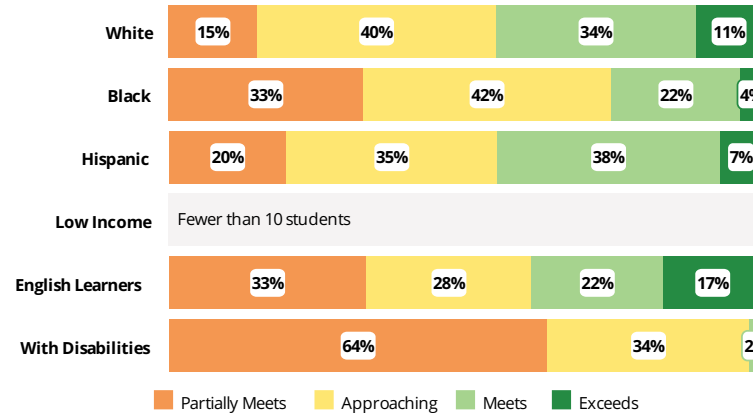
Academic Success

High school students take the SAT in Math and English Language Arts. The display shows SAT results in four performance levels.



Success by Student Group

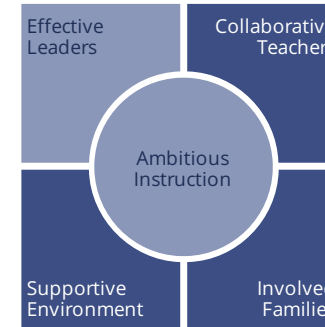
This display shows SAT performance levels for each student group. No data is shown for groups with fewer than 10 students.



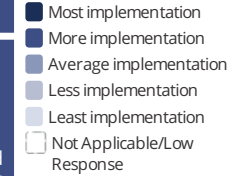
Student Characteristics

White	75%	Low Income	1%
Black	4%	English Learners	3%
Hispanic	17%	With Disabilities	9%
Asian	1%	Homeless	1%
American Indian	1%		
Two or More Races	3%		
Pacific Islander	0%		

School Environment



The **5Essentials Survey** allows students in grades 6-12 and all teachers to share their perspectives on essential conditions for learning. The anonymous survey consists of 5 components.



Response Rates	
Students	85%
Teachers	90%

Average Effective Leaders

Do principals and teachers implement a shared vision for success?

More Collaborative Teachers

Do teachers collaborate to promote professional growth?

Average Ambitious Instruction

Are the classes challenging and engaging?

More Supportive Environment

Is the school safe, demanding, and supportive?

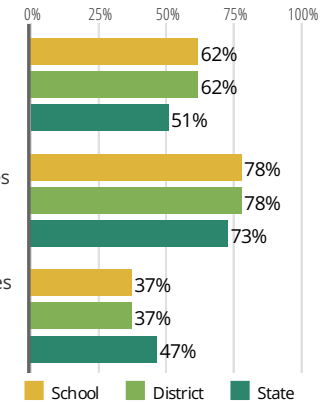
More Involved Families

Does the entire staff build strong external relationships?

College Readiness

Ready for College Coursework

Students who meet or exceed ACT college readiness benchmarks



Postsecondary Enrollment

Students who enroll at colleges and universities

Postsecondary Remediation (lower is better)

Students enrolled in Illinois community colleges who require remedial coursework



MINOOKA COMMUNITY HIGH SCHOOL

School Highlights

Academic Courses

2D Art, 3D design, Acting I, Acting II, Adult Living, Advanced Chemistry, Advanced Guitar Ensemble, Advanced Microsoft Office Applications I, Advanced Microsoft Office Applications II, Advanced Technology Explorations & Robotics, Algebra I AB, Algebra II, Algebra II AB, Anatomy & Physiology, Animals & Their Environment, AP Statistics, AP Calculus AB, AP Calculus BC, AP Calculus BC, AP English Language and Composition, AP English Literature and Composition, AP English Literatu...

Physical Education, Health and Wellness

The objective of the Minooka Community High School Physical Education/Health Department is to promote life long, health-related physical activity. Each physical education course includes a daily physical fitness component; pre- and post cardiovascular, strength, and flexibility assessments; and development of a personal fitness plan.

Other Programs and Activities

Minooka Community High School District #111 offers a wide variety of co-curricular and extra-curricular opportunities to students so they may create for themselves a rich and diverse high school experience that combines classroom education with a chance to explore interests outside the classroom setting.

School Awards

The efforts of Minooka Community High School District #111 students, staff, teams, and organizations have been recognized at the local, state and national levels. MCHS prides itself on the awards and accomplishments listed below, as well as on the countless accolades these groups regularly earn.

Career Development Courses and Programs

Accounting II, Accounting I, Audio/Video Production I, Audio/Video Production II, Business Law, Child Development and Parenting, Construction Trades I, Cooperative Education, Digital Graphics, Fashion Merchandising, Greenhouse Production & Floral Design, Horticultural Production & Management, Introduction to Technology and Engineering (Industrial), Introduction to the Agricultural Industry, Nutrition and Culinary Arts I, Nutrition and Culinary Arts II, Veterinary Technology, Web Page and Int...

Athletics

The Minooka Community high School Athletic Office works to ensure that MCHS students, staff, and community work hand-in-hand to create an environment for athletics that promotes sportsmanship and a strong work ethic with an emphasis on team first, through the guidance of the coaching staff.

School Personnel Resources

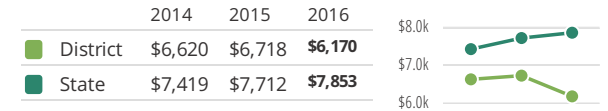
Community Relations Director, Instructional Leaders, Librarian/Media Specialist, School Guidance Counselor, School Psychologist, School Resource Officer, School Social Worker, Student Dean, Support Staff Personnel, Technology Specialist

Facilities

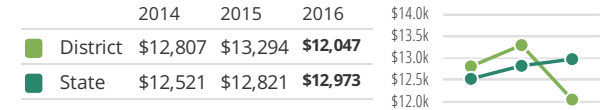
MCHS District #111 encompasses approximately 90-square miles and serves portions of three counties (Grundy, Will, and Kendall), including the communities of Minooka and Channahon, and portions of Shorewood and Joliet. MCHS - South Campus in Channahon serves 9th-10th graders, and MCHS - Central Campus in Minooka serves 11th-12th graders.

District Finance

Instructional Spending per Pupil includes only the activities directly dealing with the teaching of students or the interaction between teachers and students.



Operational Spending per Pupil includes all costs for overall operations in this school's district, including Instructional Spending, but excluding summer school, adult education, capital expenditures, and long-term debt payments.



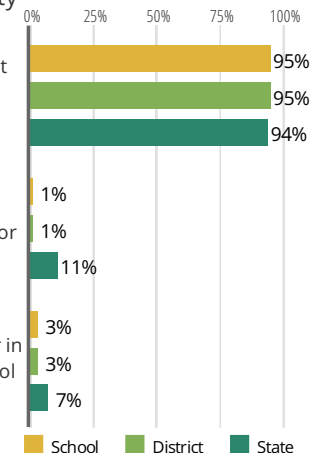
Educator Measures

This school has had **4 principal(s)** over the past 6 years. In the last three years, an average of **94% of teachers** return to this school each year.

Student Attendance and Mobility

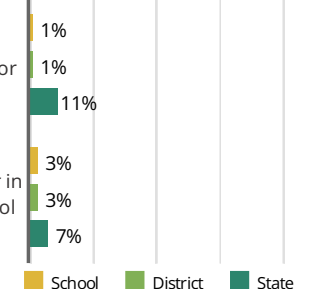
Attendance Rate

Rate at which students are present at school, not including excused or unexcused absences




Chronic Truancy Rate

Percentage of students who have been absent without valid reasons for 5% or more of regular school days



Student Mobility

Percentage of students who transfer in or out of the school during the school year, not including graduates



FOR MORE INFORMATION

Visit IllinoisReportCard.com to see additional details about each item of information for this school. There you will find charts spanning multiple years, detailed explanations, resources, more of the school's programs and activities, and powerful tools that let you dig deeper into data.

Most of this data has been collected by ISBE from school districts through data systems. Some information, such as the School Highlights, is entered directly by principals and can be updated throughout the year.